

College Education Management Information System
Report of Higher Education 2082/83 (2025/26)



Kanchan Vidhya Mandir Samudayik College

Bheemdatt-04, Mahendranagar, Kanchanpur, Nepal

Affiliated By: Tribhuvan University (TU)

Phone No. 099-521129, 522135, 521392

Email: collegekanchan@gmail.com

Website: www.kvmcollege.edu.np

FOREWORD

Message from the Chairman

It gives me immense pleasure to present the College EMIS Report 2025 (2082) of Kanchan Vidhya Mandir Samudayik College. This report reflects our continuous effort to strengthen transparency, accountability, and data-driven decision-making within the institution.

Education Management Information System (EMIS) plays a vital role in assessing the overall performance of the College. The indicators included in this report - such as student enrollment, pass rate, graduates, gender parity, and financial resources - provide a clear picture of our academic progress and institutional development.

Our college remains committed to ensuring quality education, promoting inclusiveness, and enhancing institutional capacity. The increasing participation of female students and the steady improvement in academic outcomes are encouraging signs of our progress.

I would like to express my sincere gratitude to the College Chief, faculty members, administrative staff, and the EMIS team for their dedication and hard work in preparing this report. I also extend my appreciation to all stakeholders for their continued support and cooperation.

We will continue to utilize such reports to guide future planning and to achieve excellence in higher education.

Chairman

Kanchan Vidhya Mandir Samudayik College



Message from the College Chief

It is my great pleasure to present the College EMIS Report 2025 (2082) of Kanchan Vidhya Mandir Samudayik College. This report provides a comprehensive overview of our academic performance, student participation, and institutional resources based on key indicators.

The EMIS report serves as an important tool for planning, monitoring, and improving the quality of education we provide. The data highlights our progress in areas such as student enrollment, pass rates, graduation outcomes, and gender inclusion. It is encouraging to observe steady growth in enrollment and improved academic achievements across both BBS and MBS programs.

Our college is committed to delivering quality education, fostering an inclusive learning environment, and enhancing institutional effectiveness. We continuously strive to adopt data-driven strategies for academic excellence and sustainable development.

I would like to extend my sincere appreciation to all faculty members, administrative staff, and the EMIS team for their valuable contribution in preparing this report. I also thank our students and stakeholders for their continued trust and support.

We remain dedicated to further strengthening our academic standards and achieving new milestones in the coming years.

College Chief

Kanchan Vidhya Mandir Samudayik College



ACKNOWLEDGEMENTS

Kanchan Vidhya Mandir Samudayik College would like to express its sincere gratitude to all individuals and institutions who contributed to the preparation of the College EMIS Report 2025 (2082).

We are highly thankful to the College Chief and the Chairman for their continuous guidance, encouragement, and support throughout the process. Their leadership has been instrumental in ensuring the successful completion of this report.

We extend our heartfelt appreciation to all faculty members and administrative staff for their valuable cooperation in data collection, verification, and documentation. Their timely support and commitment made this task possible.

Special thanks go to the EMIS team for their dedicated effort in compiling, analyzing, and presenting the data in a systematic and meaningful manner.

We also acknowledge the contribution of students and stakeholders whose participation and feedback have helped in strengthening the institutional database.

Finally, we are grateful to everyone who directly or indirectly supported the preparation of this report.



ABBREVIATIONS AND ACRONYMS

BBS: Bachelor of Business Studies

EMIS: Education Management Information System

GPI: Gender Parity Index

MBS: Master of Business Studies

QAA: Quality Assurance and Accreditation

STR: Student-Teacher Ratio

TU: Tribhuvan University

UGC: University Grants Commission



Table of Contents

1. Introduction	1
2. College Level, Faculty, and Program	3
3. Student Enrollment	4
4. Pass Rate	7
5. Graduates	9
6. Gender Parity Index (GPI)	10
7. Public Financing	11
8. Teachers and Staff	13
9. Student-Teacher Ratio	14
10. Recent Trends	15
11. Annex: Detailed Enrollment Data	15



List of Tables

1. Year Wise Enrollment: BBS Program	4
2. Semester Wise Enrollment: MBS Program	6
3. Year Wise Pass Rate: BBS Program	7
4. Semester Wise Pass Rate: MBS Program	9
5. Graduates: 2022, 2023 and 2024	10
6. Financial Sources and Amount (NPR): 2081/082	12
7. Summary Enrollment: Level, Program, Gender, and Caste Ethnicity	16



List of Figure

1. Year Wise Enrollment: BBS Program	5
2. Semester Wise Enrollment: MBS Program	6
3. Year Wise Pass Rate: BBS Program	8
4. Semester Wise Pass Rate: MBS Program	9
5. Graduates: 2022, 2023 and 2024	10
6. Financial Sources and Amount (NPR): 2081/082	12
7. Teachers and Staff	14
8. Student-Teacher Ratio	
9. Summary Enrollment: Level, Program, Gender, and Caste Ethnicity	16



1. Introduction

Kanchan Vidhya Mandir Samudayik College, located at Bheemdatta-04, Bankhet, Kanchanpur, is a well-established community-based academic institution dedicated to providing quality higher education. Since its establishment, the college has been committed to promoting accessible, affordable, and inclusive education for students from diverse social and economic backgrounds.

Affiliated with Tribhuvan University, the college offers programs in the Management faculty, namely Bachelor of Business Studies (BBS) and Master of Business Studies (MBS). These programs are designed to equip students with theoretical knowledge, practical skills, and professional competencies required in the field of business and management.

The college has a strong focus on academic excellence, discipline, and holistic development of students. It emphasizes not only classroom learning but also extracurricular activities, research, and community engagement. The institution aims to produce competent, responsible, and skilled graduates who can contribute effectively to society and the national economy.

Kanchan Vidhya Mandir Samudayik College is supported by a team of qualified faculty members, dedicated administrative staff, and active stakeholders. The campus continues to strive for improvement in teaching-learning processes, infrastructure development, and the use of modern technologies in education.


With its student-centered approach and commitment to quality assurance, the college has established itself as a reputable institution in the far-western region of Nepal.

Vision

The vision of Kanchan Vidhya Mandir Samudayik College is to become a leading community-based higher education institution that provides quality, inclusive, and affordable education in the field of management.

The college aspires to produce competent, skilled, and socially responsible graduates who can contribute effectively to national development and the global workforce. It aims to foster a culture of academic excellence, innovation, research, and ethical values.

Through continuous improvement in teaching-learning practices, infrastructure, and institutional capacity, the college envisions establishing itself as a center of excellence in higher education in Nepal.



Mission

The mission of Kanchan Vidhya Mandir Samudayik College is to provide quality, affordable, and accessible higher education in the field of management, ensuring opportunities for students from diverse social and economic backgrounds.

The college is committed to:

- Delivering student-centered teaching and learning that enhances knowledge, skills, and professional competence
- Promoting academic excellence, research, and innovation
- Developing ethical, responsible, and socially aware graduates
- Strengthening institutional capacity, governance, and use of modern technology in education
- Encouraging inclusiveness, gender equity, and community engagement

Through these efforts, the college aims to contribute to the development of skilled human resources and support the socio-economic progress of the nation.

Goals


The main goal of Kanchan Vidhya Mandir Samudayik College is to develop a high-quality, inclusive, and sustainable academic environment that produces competent graduates in the field of management who can contribute effectively to society and the national economy.

The college also aims to strengthen its position as a reliable center for higher education by continuously improving teaching, learning, and institutional performance.

Objectives

The specific objectives of the college are:

- To provide quality higher education in Management through BBS and MBS programs
- To develop skilled, competent, and job-ready graduates
- To promote research, innovation, and critical thinking among students and faculty
- To ensure inclusive education by increasing participation of all genders and communities
- To improve academic performance indicators such as pass rate, graduation rate, and enrollment growth
- To strengthen institutional governance, transparency, and accountability through EMIS-based data
- To enhance qualified human resources and effective student-teacher ratio



- To expand community engagement and social responsibility activities
- To utilize modern teaching methods and ICT tools for effective learning

2. College Level, Faculty, and Program

Kanchan Vidhya Mandir Samudayik College is a community-based higher education institution affiliated with Tribhuvan University (TU). The college operates at the tertiary (bachelor's and master's) level, providing academic programs that focus on developing professional and managerial competencies among students.

College Level

The college offers:

- Undergraduate Level (Bachelor's Degree)
- Graduate Level (Master's Degree)

These levels ensure a continuous academic pathway for students pursuing higher education in management.

Faculty

The college currently runs programs under the Faculty of Management, which is one of the most popular and career-oriented streams in higher education. The faculty emphasizes:

- Business and managerial knowledge
- Analytical and decision-making skills
- Practical and professional development

Programs Offered


The following academic programs are offered:

1. Bachelor of Business Studies (BBS)

- Duration: 4 Years
- Focus: Fundamental concepts of business, accounting, finance, marketing, and management

2. Master of Business Studies (MBS)

- Duration: 2 Years
- Focus: Advanced knowledge in management, research, and specialization in business fields



The college, through its Management faculty and structured programs, aims to produce skilled, competent, and responsible graduates who are capable of contributing to the business sector and overall economic development of the country.

3. Student Enrollment

Student enrollment at Kanchan Vidhya Mandir Samudayik College reflects the participation of learners in both Bachelor of Business Studies (BBS) and Master of Business Studies (MBS) programs under the Faculty of Management. The enrollment data shows a healthy representation of both male and female students, with a notable increase in female participation.

Enrollment in BBS

The Bachelor of Business Studies (BBS) program at Kanchan Vidhya Mandir Samudayik College shows a strong enrollment pattern across all four academic years. The data reflects increasing student participation, especially among female students.

Table 1

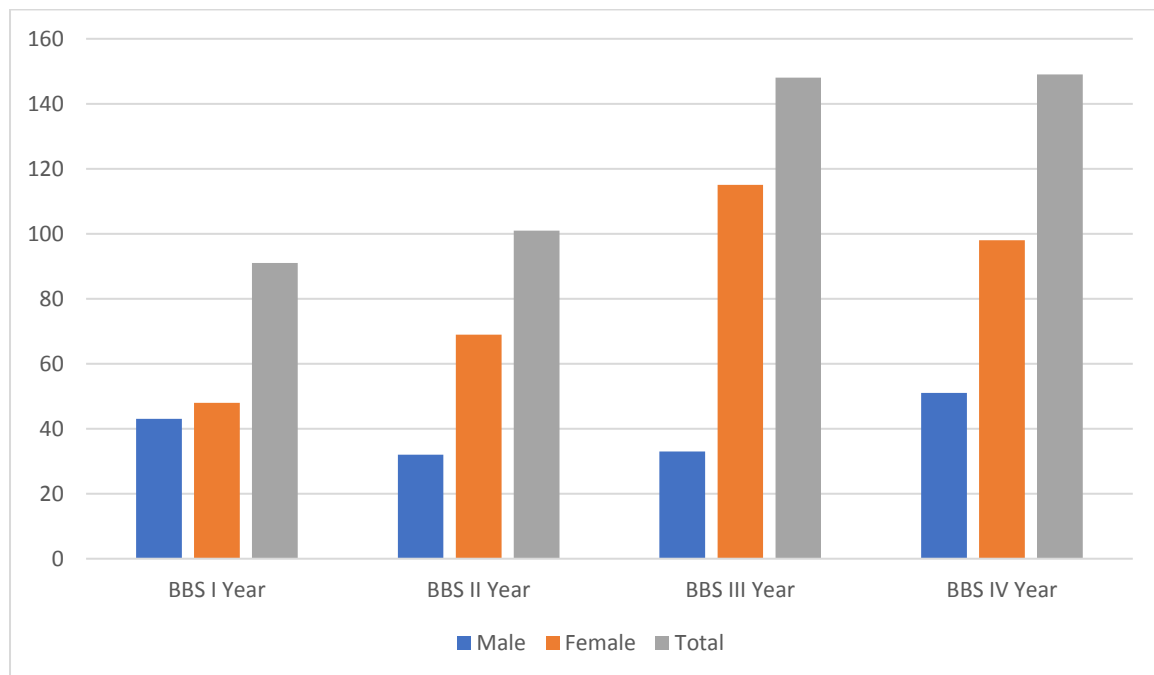
Year Wise Enrollment: BBS Program

Year	Male	Female	Total
BBS I Year	43	48	91
BBS II Year	32	69	101
BBS III Year	33	115	148
BBS IV Year	51	98	149
G. Total	159	330	489



Figure 1

Year Wise Enrollment: BBS Program



Key Highlights

- Total BBS students: 489
- Female students (330) are significantly higher than male students (159).
- The highest enrollment is observed in BBS IV Year (149 students).
- BBS III Year also shows strong participation, especially among female students.
- Overall, the program demonstrates positive gender parity and steady academic progression.

The enrollment trend in the BBS program indicates growing student interest and strong female participation. This reflects the college's commitment to inclusive education and gender equality in higher education.

Enrollment in MBS

The Master of Business Studies (MBS) program at Kanchan Vidhya Mandir Samudayik College shows a smaller but steadily structured enrollment across semesters. The data indicates active participation of both male and female students, with relatively higher female enrollment.




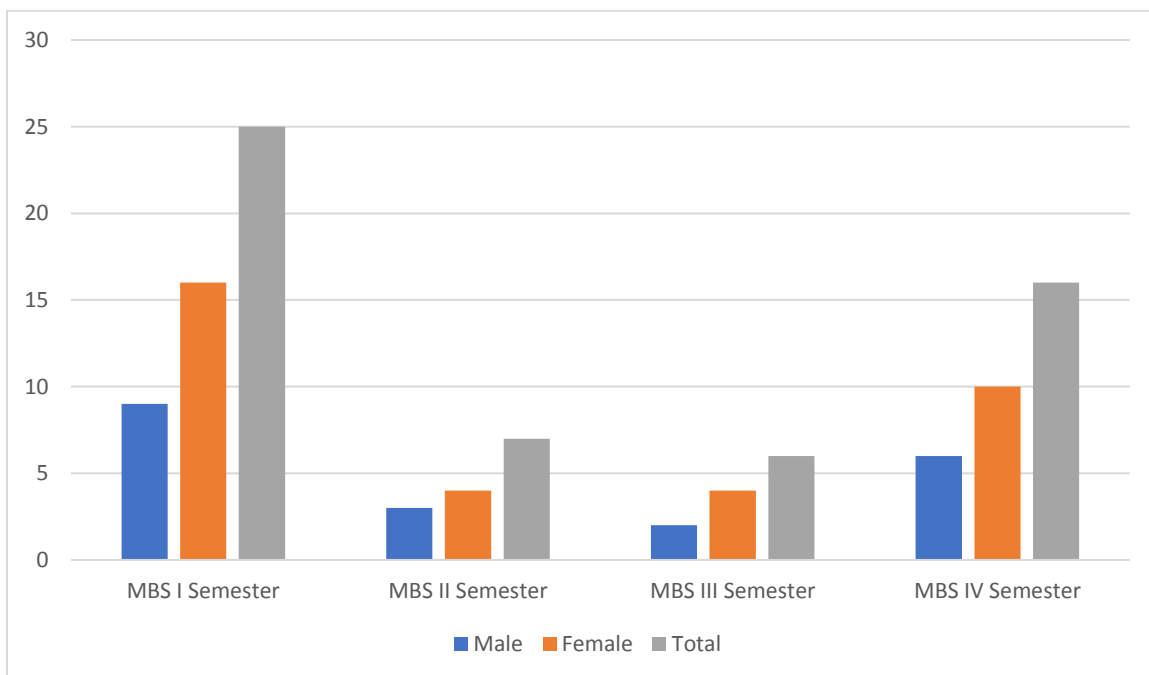
Table 2

Semester Wise Enrollment: MBS Program

Semester	Male	Female	Total
MBS I Semester	9	16	25
MBS II Semester	3	4	7
MBS III Semester	2	4	6
MBS IV Semester	6	10	16
G. Total	20	34	54

Figure 2

Semester Wise Enrollment: MBS Program



Key Highlights

- Total MBS students: 54
- Female students (34) are higher than male students (20).
- Highest enrollment is in MBS I Semester (25 students).
- Enrollment decreases in middle semesters, but remains stable overall.
- Female participation is consistently stronger across all semesters.

The MBS enrollment pattern shows moderate but stable student participation. The higher involvement of female students reflects the college's continued progress toward gender inclusion and balanced academic access at the postgraduate level.

KANGARU POLYTECHNIC
SAMUDAYA COLLEGE
METHENDRANAGAR, KANGARU
[Signature]

4. Pass Rate

The year-wise pass rate of the Bachelor of Business Studies (BBS) program at Kanchan Vidhya Mandir Samudayik College shows a gradual improvement in student performance across different academic years. In BBS I Year, out of 89 students who appeared in the examination, only 20 students passed, resulting in a pass percentage of 22.47%. Similarly, in BBS II Year, 19 out of 84 students passed, with a slightly higher pass rate of 22.62%.

A significant improvement can be observed from BBS III Year onwards, where 74 out of 149 students passed, achieving a pass percentage of 49.66%. The highest performance is recorded in BBS IV Year, where 77 out of 131 students successfully passed the examination, resulting in a pass rate of 58.78%.

Overall, out of a total of 453 students who appeared in the BBS program, 190 students passed, leading to an average pass percentage of 38.38%. This trend indicates that while the pass rate is relatively low in the initial years, students tend to perform better in higher levels, reflecting improved understanding and academic maturity over time.

Table 3

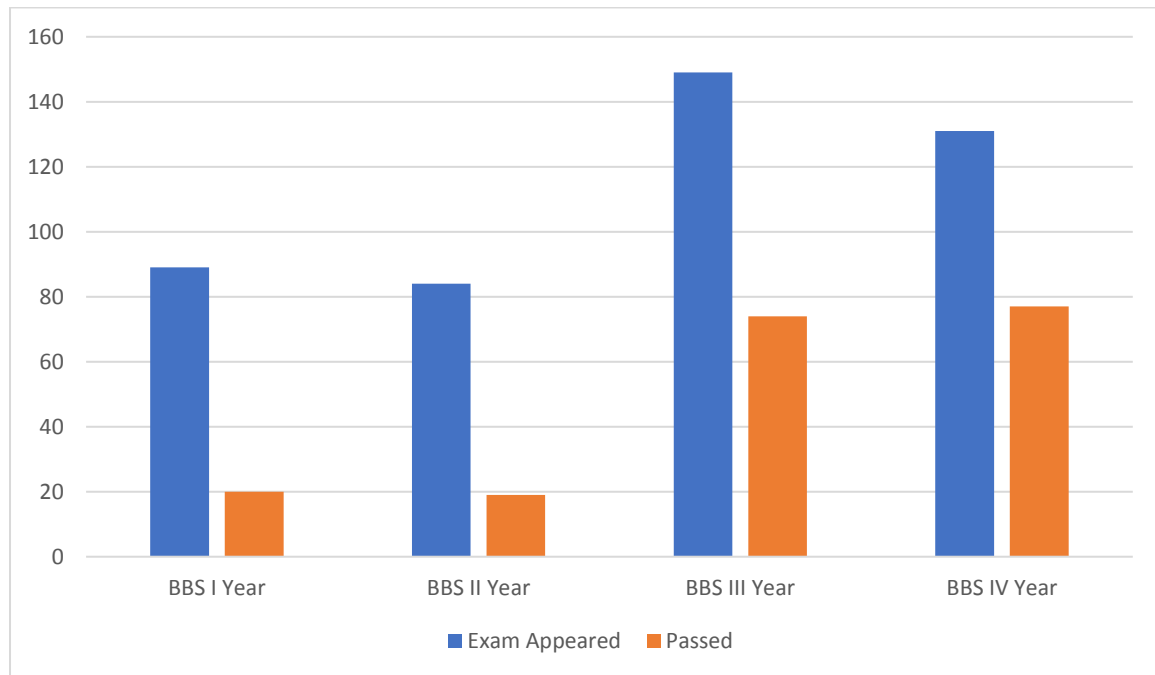
Year Wise Pass Rate: BBS Program

Year	Exam Appeared	Passed	Pass Percentage
BBS I Year	89	20	22.47
BBS II Year	84	19	22.62
BBS III Year	149	74	49.66
BBS IV Year	131	77	58.78
G. Total	453	190	38.38



Figure 3

Year Wise Pass Rate: BBS Program



The semester-wise pass rate of the Master of Business Studies (MBS) program at Kanchan Vidhya Mandir Samudayik College shows a generally strong academic performance with notable improvement in higher semesters. In MBS I Semester, out of 24 students who appeared in the examination, 10 students passed, resulting in a pass percentage of 41.67%. In MBS II Semester, the performance slightly declined, with only 2 out of 6 students passing, giving a pass rate of 33.33%.

However, a remarkable improvement is observed in the higher semesters. In MBS III Semester, all 5 students who appeared passed the examination, achieving a perfect pass rate of 100%. Similarly, in MBS IV Semester, all 16 students successfully passed, maintaining a 100% pass rate.

Overall, out of a total of 51 students who appeared in the MBS program, 33 students passed, resulting in an average pass percentage of 68.75%. This trend indicates that students tend to perform significantly better in advanced semesters, reflecting increased subject mastery and academic preparedness.



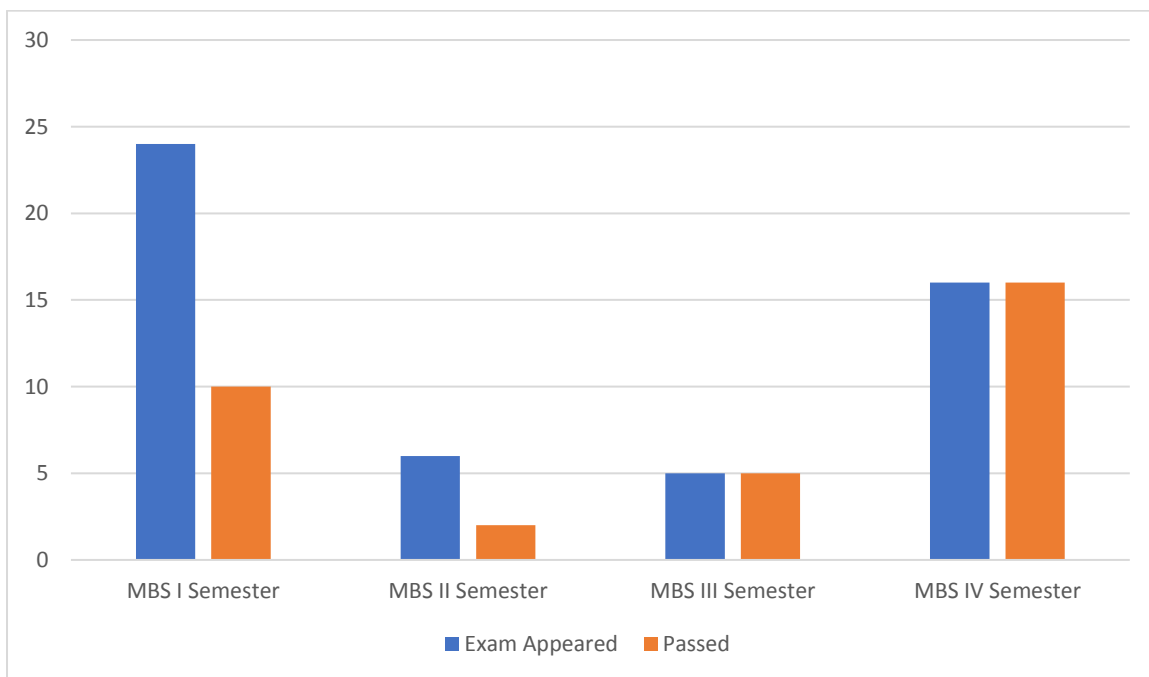
Table 4

Semester Wise Pass Rate: MBS Program

Year	Exam Appeared	Passed	Pass Percentage
MBS I Semester	24	10	41.67
MBS II Semester	6	2	33.33
MBS III Semester	5	5	100
MBS IV Semester	16	16	100
G. Total	51	33	68.75

Figure 4

Semester Wise Pass Rate: MBS Program



5. Graduates

The number of graduates at Kanchan Vidhya Mandir Samudayik College has shown a consistent upward trend over the past three years, reflecting improved academic outcomes and student retention in both BBS and MBS programs.

In 2022, a total of 40 students graduated, including 33 from BBS and 7 from MBS. The number increased significantly in 2023, with 65 graduates, comprising 49 BBS and 16 MBS students. This positive trend continued in 2024, where the total number of graduates reached 78, including 61 from BBS and 17 from MBS.

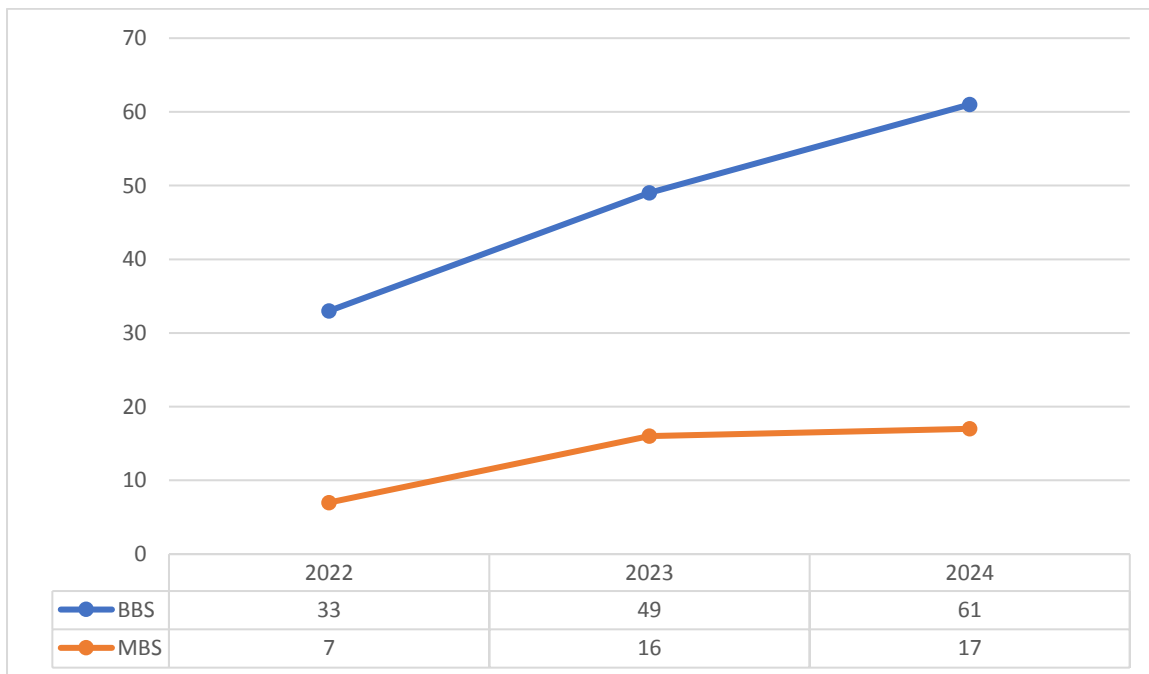
KANCHAN VIDHYA MANDIR
SAMUDAYIK COLLEGE
M. HENDRANAGAR, KANCHANPUR
[Signature]

Overall, the steady rise in the number of graduates indicates enhanced academic performance, effective teaching-learning practices, and improved student progression rates. The growth is particularly noticeable in the BBS program, while the MBS program also shows gradual improvement. This trend highlights the college's commitment to producing qualified and competent graduates each year.

Table 5
Graduates: 2022, 2023 and 2024

Year	BBS	MBS	Total
2022	33	7	40
2023	49	16	65
2024	61	17	78


Figure 5
Graduates: 2022, 2023 and 2024



6. Gender Parity Index (GPI)

The Gender Parity Index (GPI) measures the ratio of female to male student enrollment and is an important indicator of gender equality in education. A GPI value greater than 1 indicates higher female participation, while a value less than 1 indicates higher male participation.

The GPI is a core indicator of equity.



In the BBS program at Kanchan Vidhya Mandir Samudayik College, female enrollment is consistently higher than male enrollment across all academic years. In BBS I Year, there are 48 female students compared to 43 male students, resulting in a GPI of approximately 1.12. In BBS II Year, the gap widens significantly, with 69 female students and 32 male students, giving a GPI of 2.16. Similarly, in BBS III Year, female students (115) greatly outnumber male students (33), resulting in a high GPI of 3.48. In BBS IV Year, there are 98 female students and 51 male students, with a GPI of 1.92. Overall, the total enrollment shows 330 female students and 159 male students, resulting in an overall GPI of approximately 2.08. This clearly indicates a strong dominance of female participation in the BBS program.

The Gender Parity Index (GPI) for the MBS program reflects the ratio of female to male student enrollment across different semesters. The data shows that female participation is consistently higher than male participation in all semesters.

In MBS I Semester, there are 16 female students and 9 male students, resulting in a GPI of approximately 1.78. In MBS II Semester, 4 female students and 3 male students are enrolled, giving a GPI of 1.33. In MBS III Semester, female students (4) are double the number of male students (2), resulting in a GPI of 2.00. Similarly, in MBS IV Semester, there are 10 female students compared to 6 male students, giving a GPI of approximately 1.67. Overall, the total enrollment consists of 34 female students and 20 male students, resulting in an overall GPI of 1.70.

The analysis of the Gender Parity Index (GPI) for both BBS and MBS programs at Kanchan Vidhya Mandir Samudayik College clearly indicates a strong trend of higher female participation in higher education. In the **BBS program**, the overall GPI is approximately **2.08**, showing that the number of female students is more than double that of male students. Similarly, in the **MBS program**, the overall GPI is around **1.70**, which also reflects a higher proportion of female enrollment compared to male students.

7. Public Financing

Public financing plays a vital role in supporting the academic and administrative functions of Kanchan Vidhya Mandir Samudayik College. The financial resources of the college are derived from multiple sources, including government grants, internal revenue, and other contributions.




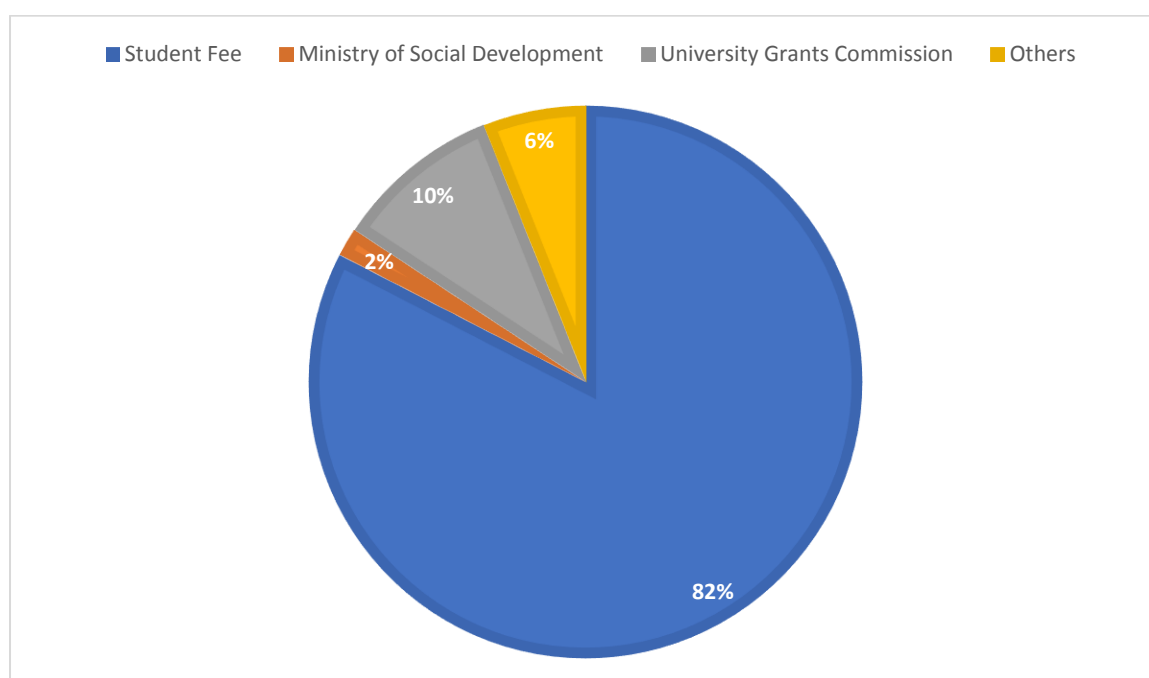
Table 6

Financial Sources and Amount (NPR): 2081/082

S.N.	Source	Amount (NPR)
1.	Student Fee	24849908.67
2.	Ministry of Social Development	499792.00
3.	University Grants Commission	2921000.00
4.	Others	1814750.03
	Total	30085450.70

Figure 6

Financial Sources and Amount (NPR): 2081/082



The financial structure of Kanchan Vidhya Mandir Samudayik College for the fiscal year 2081/082 reflects a strong reliance on internally generated income, along with support from government and external agencies. The total financial resource of the college amounts to NPR 30,085,450.70.

The largest share of funding comes from student fees, contributing NPR 24,849,908.67, which accounts for the majority of the total income. This indicates that the college is highly dependent on tuition and related fees for its day-to-day operations and academic activities.

Support from the University Grants Commission (UGC) is the second major source, providing NPR 2,921,000.00. This funding plays an important role in supporting institutional

A handwritten signature in black ink is written over a circular official stamp. The stamp contains the text: 'KANCHAN VIDHYA MANDIR SAMUDAYIK COLLEGE, KANCHI' and 'M. HENDRANAGAR, KANCHI'. The signature appears to be 'S. Srinivas'.

development, quality enhancement, and infrastructure improvement. Similarly, the Ministry of Social Development has contributed NPR 499,792.00, which supports specific programs and institutional needs.

In addition, other sources, including donations, community support, and miscellaneous income, contribute NPR 1,814,750.03, further strengthening the financial base of the college.

Overall, the financial data shows that while the college has strong internal revenue generation capacity, external funding from government bodies and other sources also plays a supportive role. To ensure long-term sustainability, the college may focus on diversifying its income sources and increasing external funding opportunities.

8. Teachers and Staff

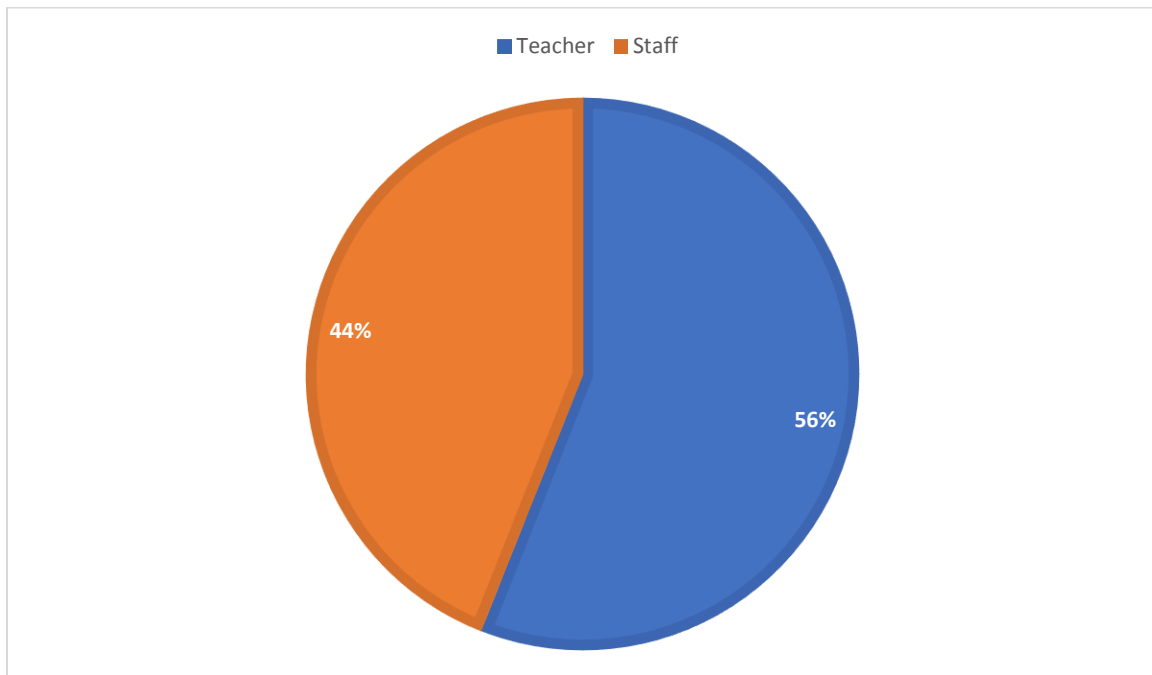
The human resources of Kanchan Vidhya Mandir Samudayik College consist of both teaching and non-teaching staff who play a vital role in the effective functioning of the institution.

The college has a total of 14 teaching staff, including both full-time and part-time faculty members. These teachers are responsible for delivering academic programs (BBS and MBS), guiding students, and maintaining the quality of education.

In addition, there are 11 non-teaching staff, which include administrative and support personnel. They are responsible for managing office operations, student services, record keeping, and overall campus administration.



Figure 7
Teachers and Staff



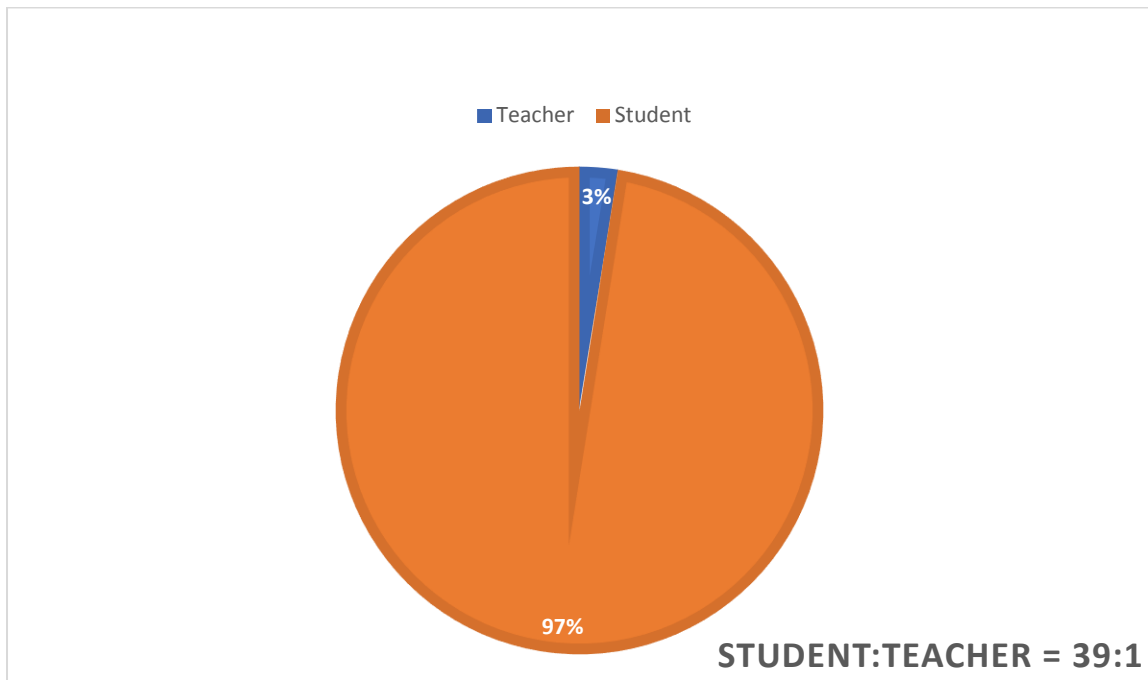
9. Student-Teacher Ratio (STR)

The Student-Teacher Ratio (STR) is an important indicator used to assess the quality of teaching and learning in an educational institution. In this institution, the total number of students is 543 and the total number of teachers is 14. Based on this data, the STR is approximately 39:1, meaning there are about 39 students per teacher. This indicates that each teacher has to manage a relatively large number of students in the classroom. A higher student-teacher ratio may create challenges in providing individual attention, effective classroom management, and maintaining overall teaching quality. Therefore, to improve teaching effectiveness and learning outcomes, it is important to consider increasing the number of teachers and strengthening academic resources as needed.



Figure 8

Student-Teacher Ratio



10. Recent Trends

Recent trends in the institution show a steady development in key academic and financial indicators. The student enrollment has remained stable with a gradual increase in admissions in recent academic years, indicating growing trust in the institution. Similarly, the number of graduates has also shown a consistent flow, reflecting the successful completion of academic programs by students each year. The pass rate has been satisfactory, demonstrating effective teaching–learning activities and academic support systems, although continuous improvement is still needed to achieve higher academic excellence. In terms of financing, the institution is primarily supported through student fees and external funding sources such as government grants and educational support agencies. Overall, these trends highlight positive academic progress along with the need for further improvement in quality enhancement and financial sustainability.

11. Annex: Summary Enrollment

The enrollment structure of the institution is categorized by level, faculty, program, gender, and caste/ethnicity to provide a clear overview of student distribution. At different academic levels, students are enrolled across various programs under multiple faculties, reflecting a diverse academic offering. By faculty and program, enrollment is mainly concentrated in major

MANCHAN VIDYALAYAM
EMMADURAI COLLEGE
M. HENDRANAGAR, MAHARASHTRA
[Signature]

academic streams, with variations depending on student interest and program demand. Gender-wise distribution shows participation of both male and female students, indicating a relatively balanced but slightly varied representation depending on program type. Similarly, caste and ethnicity-wise enrollment demonstrates inclusiveness, with students from different social and cultural backgrounds such as Brahmin/Chhetri, Janajati, Madhesi, Dalit, and others. Overall, the annex summary highlights the institution's diversity in enrollment and its commitment to inclusive education across all groups.

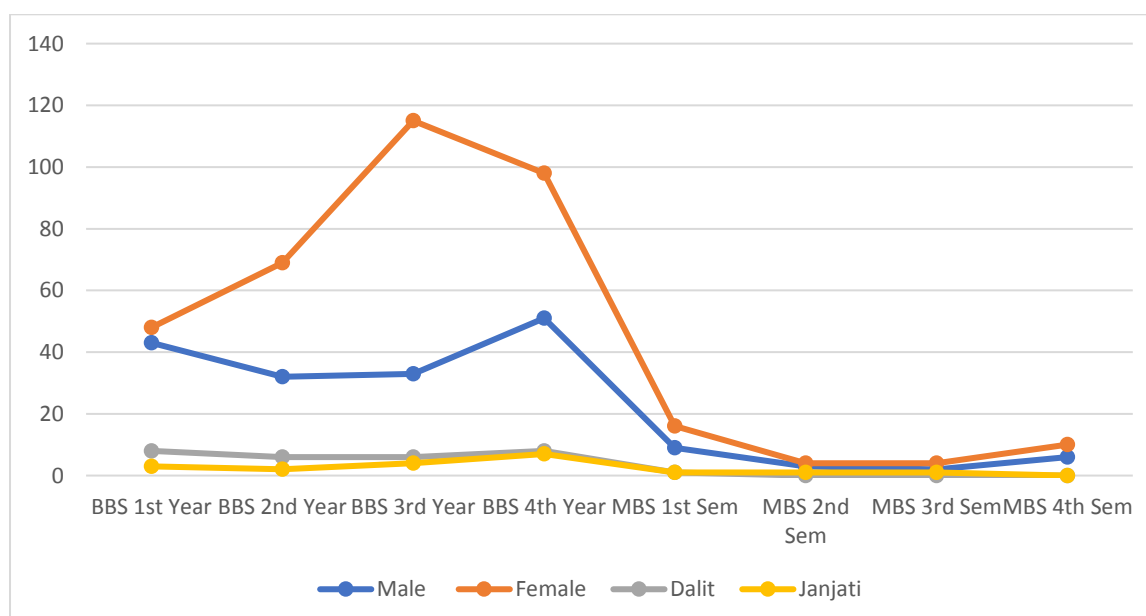
Table 7

Summary Enrollment: Level, Program, Gender, and Caste Ethnicity

Program	Year	Male	Female	Dalit		Janjati		Total
				Male	Female	Male	Female	
BBS	1st Year	43	48	3	5	2	1	91
	2nd Year	32	69	2	4	0	2	101
	3rd Year	33	115	2	4	1	3	148
	4th Year	51	98	2	6	0	7	149
MBS	1st sem	9	16	0	1	1	0	25
	2nd sem	3	4	0	0	1	0	7
	3rd sem	2	4	0	0	1	0	6
	4th sem	6	10	0	0	0	0	16

Figure 9

Summary Enrollment: Level, Program, Gender, and Caste Ethnicity



Signature